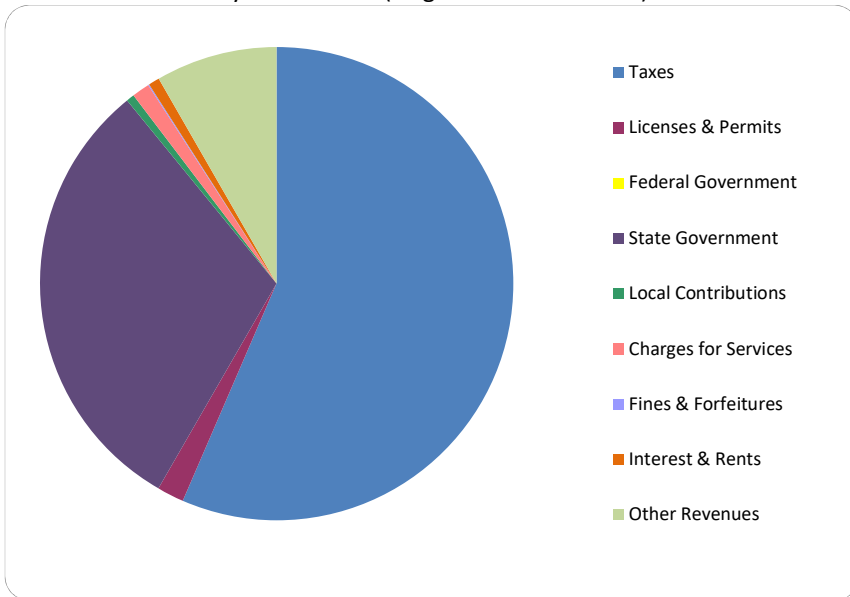


CITIZEN'S GUIDE TO LOCAL UNIT FINANCES - Village of Schoolcraft (393040)

REVENUES

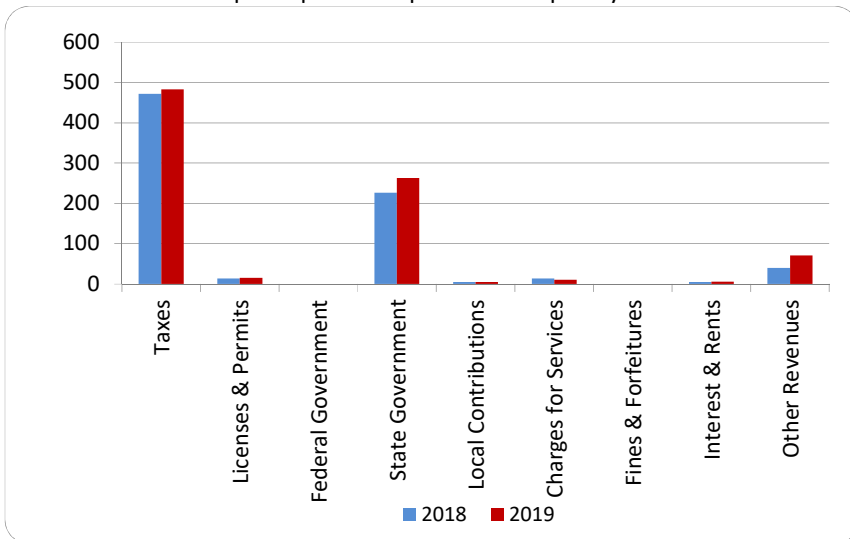
1. Where our money comes from (all governmental funds)



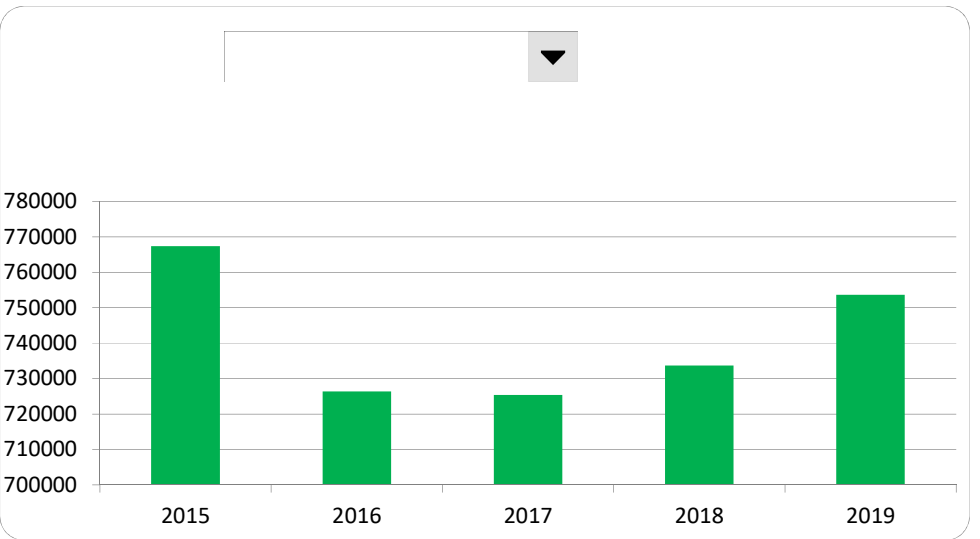
2. Compared to the prior year

	<u>2018</u>	<u>2019</u>	<u>% change</u>
Taxes	\$ 733,754	\$ 753,686	2.72%
Licenses & Permits	21,858	24,674	12.88%
Federal Government	-	-	N/A
State Government	352,351	410,534	16.51%
Local Contributions	8,099	7,187	-11.26%
Charges for Services	21,777	16,132	-25.92%
Fines & Forfeitures	1,244	1,206	-3.05%
Interest & Rents	7,830	9,888	26.28%
Other Revenues	62,179	110,904	78.36%
Total Revenues	\$ 1,209,092	\$ 1,334,211	10.35%

3. Revenue sources per capita - compared to the prior year



4. Historical trends of individual sources



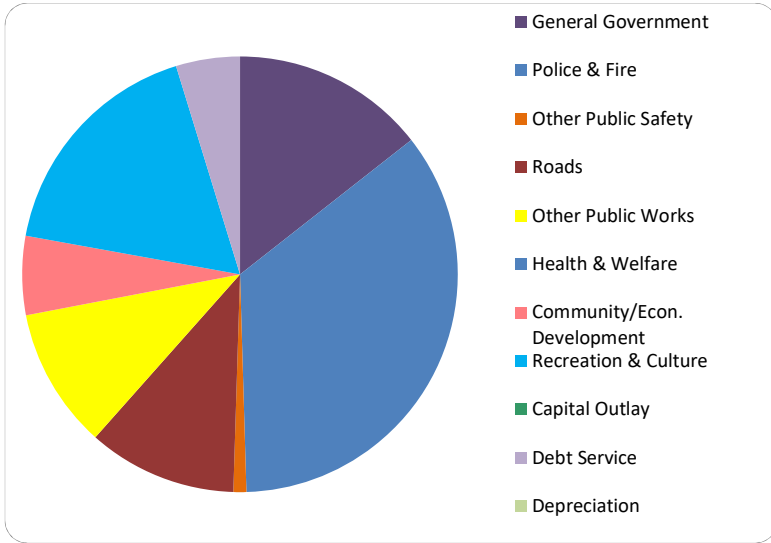
Commentary:

For more information on our unit's finances, contact Tammi Youngs at 269-679-4304.

CITIZEN'S GUIDE TO LOCAL UNIT FINANCES - Village of Schoolcraft (393040)

EXPENDITURES

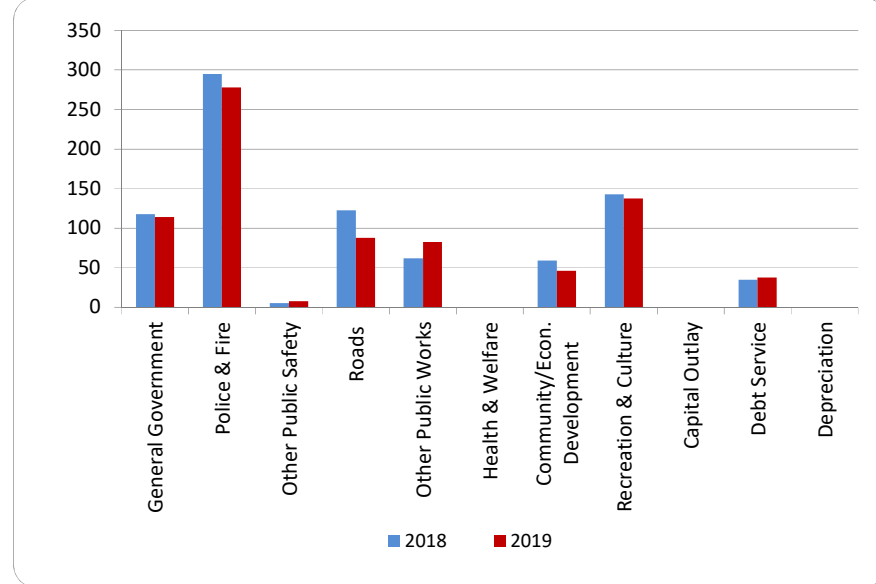
1. Where we spend our money (all governmental funds)



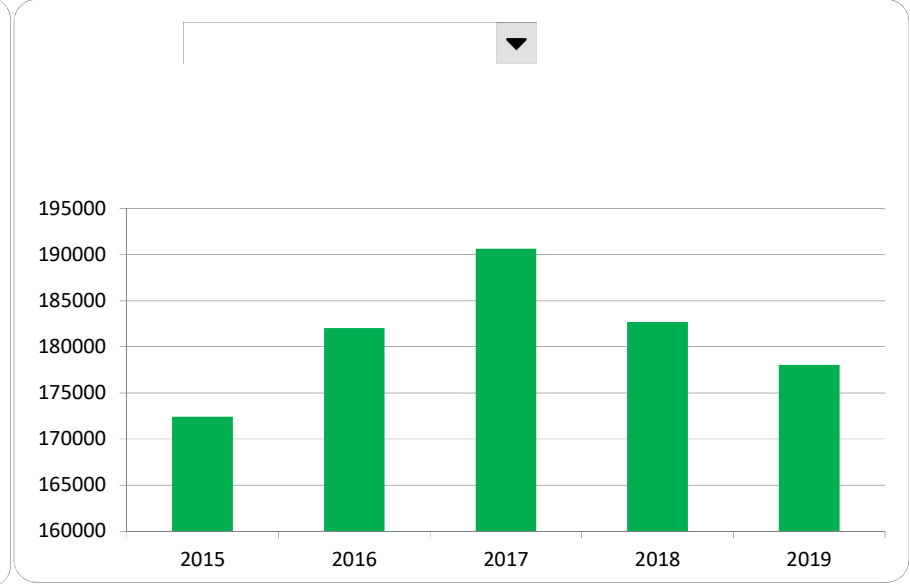
2. Compared to the prior year

	<u>2018</u>	<u>2019</u>	<u>% change</u>
General Government	\$ 182,697	\$ 178,037	-2.55%
Police & Fire	458,595	433,704	-5.43%
Other Public Safety	7,836	11,795	50.52%
Roads	191,004	136,871	-28.34%
Other Public Works	96,072	128,876	34.15%
Health & Welfare	-	-	N/A
Community/Econ. Development	91,875	72,355	-21.25%
Recreation & Culture	221,799	214,986	-3.07%
Capital Outlay	-	-	N/A
Debt Service	54,168	58,576	8.14%
Depreciation	-	-	N/A
Total Expenditures	\$ 1,304,046	\$ 1,235,200	-5.28%

3. Spending per capita - compared to the prior year



4. Historical trends of individual departments:



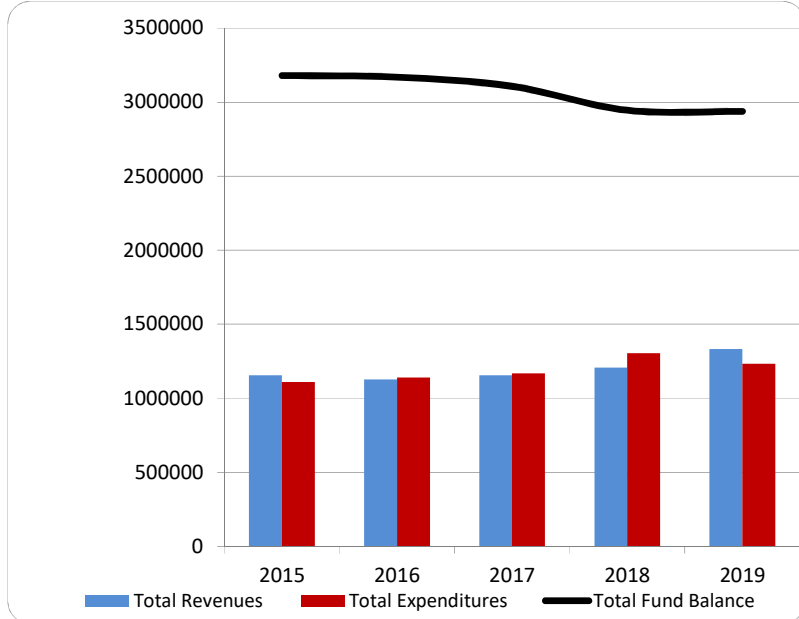
Commentary:

For more information on our unit's finances, contact Tammi Youngs at 269-679-4304.

CITIZEN'S GUIDE TO LOCAL UNIT FINANCES - Village of Schoolcraft (393040)

FINANCIAL POSITION

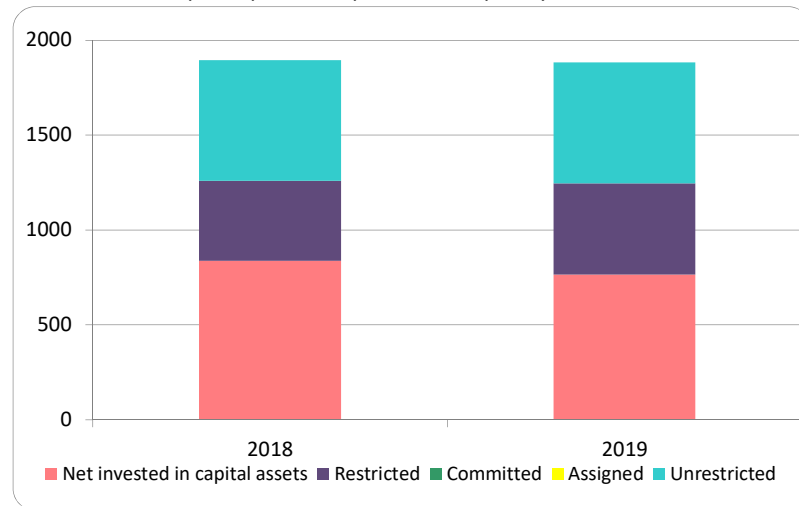
1. How have we managed our governmental fund resources (fund balance)?



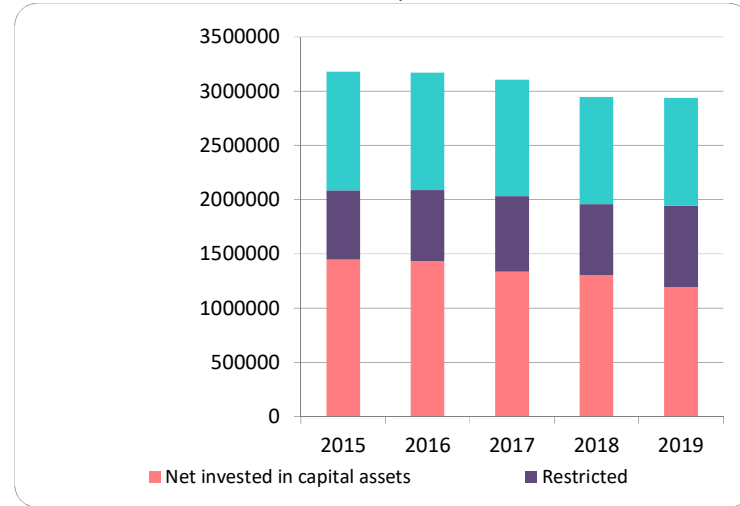
2. Compared to the prior year

	2018	2019	% change
Revenue	1,209,092	1,334,211	10.35%
Expenditures	1,304,046	1,235,200	-5.28%
Surplus (shortfall)	(94,954)	99,011	-204.27%
Fund balance, by component:			
Nonspendable	1,303,754	1,192,991	-8.50%
Restricted	656,274	750,434	14.35%
Committed	-	-	N/A
Assigned	-	-	N/A
Unassigned	985,915	995,115	0.93%
total fund balance	2,945,943	2,938,540	-0.25%

3. Fund balance per capita - compared to the prior year



4. Historical trends of individual components



Commentary:

For more information on our unit's finances, contact Tammi Youngs at 269-679-4304.

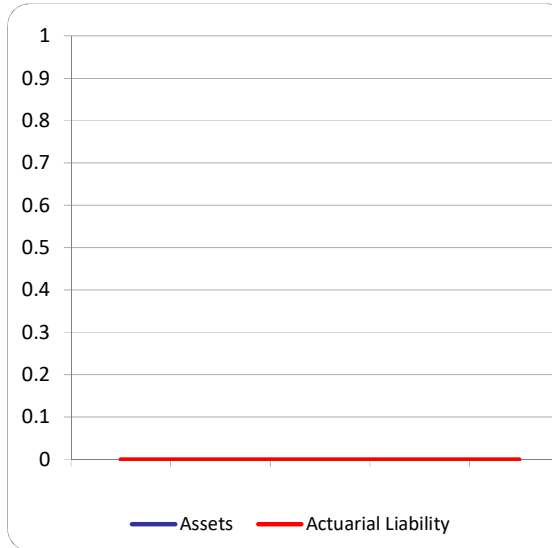
CITIZEN'S GUIDE TO LOCAL UNIT FINANCES - Village of Schoolcraft (393040)

OTHER LONG TERM OBLIGATIONS

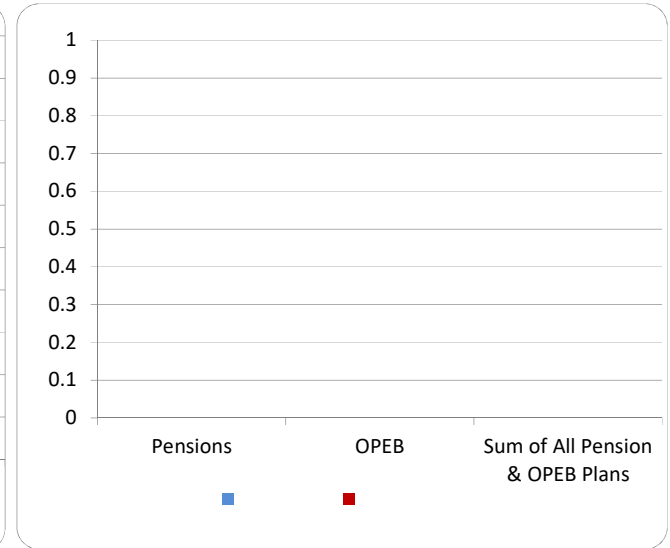
1. Pension funding status



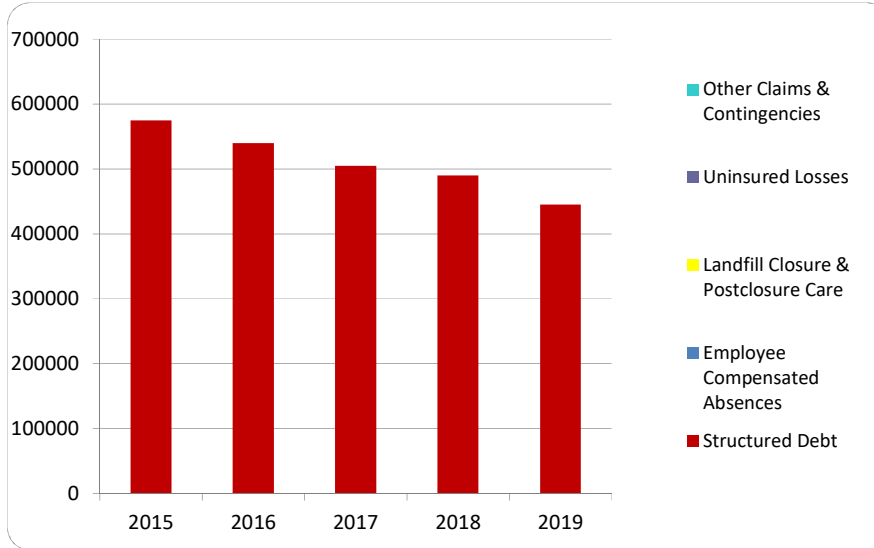
2. Retiree Health care funding status



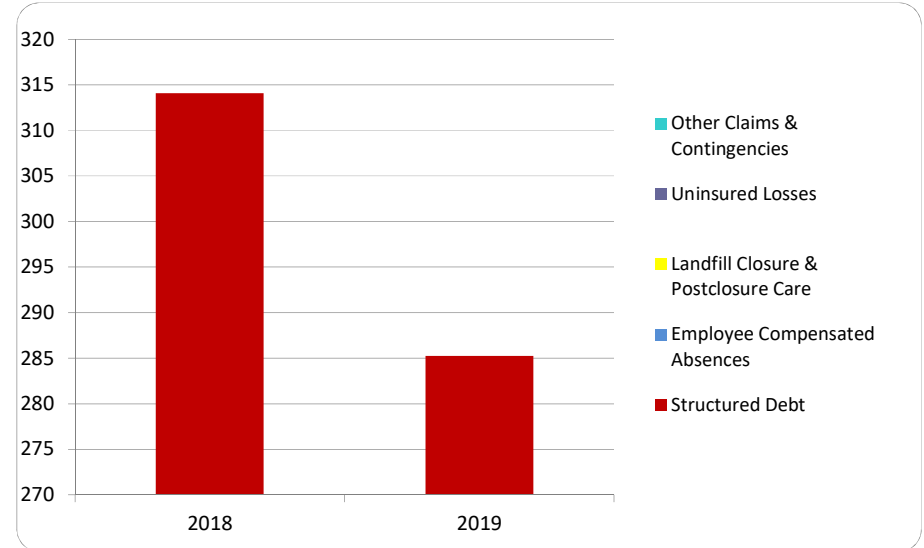
3. Percent funded - compared to the prior year



4. Long Term Debt obligations:



5. Debt & other long term obligations per capita - compared to the prior year



The Village of Schoolcraft does not have any unfunded pensions or unfunded OPEBs.