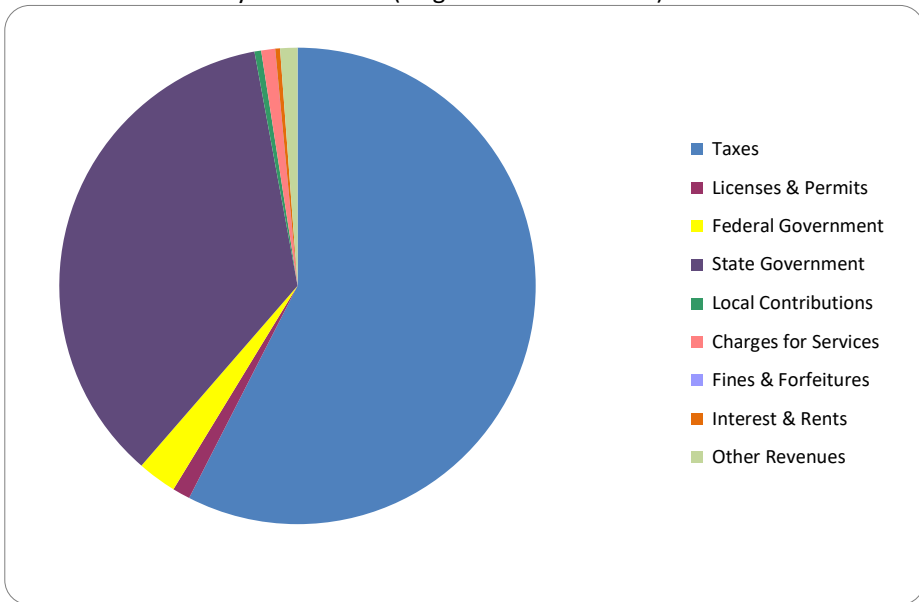


**CITIZEN'S GUIDE TO LOCAL UNIT FINANCES - Village of Schoolcraft (39040)**

**REVENUES**

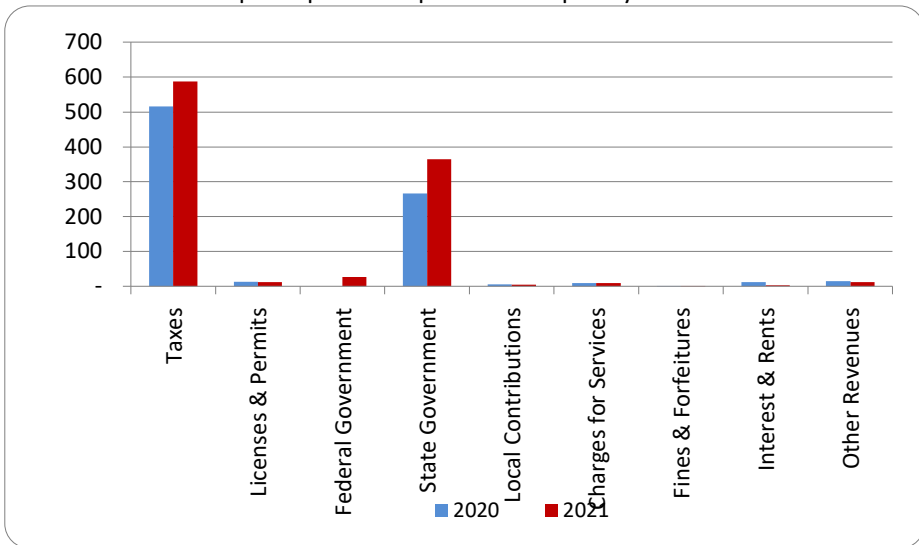
**1. Where our money comes from (all governmental funds)**



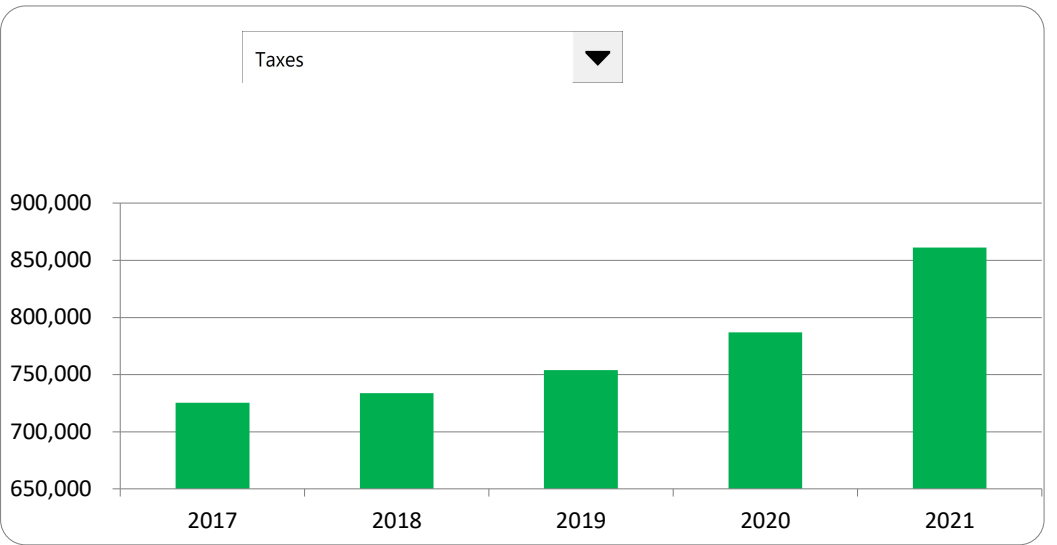
**2. Compared to the prior year**

	<u>2020</u>	<u>2021</u>	<u>% change</u>
Taxes	\$ 786,784	\$ 861,105	9.45%
Licenses & Permits	19,360	17,882	-7.63%
Federal Government	-	39,854	N/A
State Government	406,900	534,702	31.41%
Local Contributions	7,979	6,561	-17.77%
Charges for Services	15,264	14,384	-5.77%
Fines & Forfeitures	993	64	-93.55%
Interest & Rents	18,181	4,681	-74.25%
Other Revenues	22,716	17,602	-22.51%
<b>Total Revenues</b>	<b>\$ 1,278,177</b>	<b>\$ 1,496,835</b>	<b>17.11%</b>

**3. Revenue sources per capita - compared to the prior year**



**4. Historical trends of individual sources**



**Commentary:**

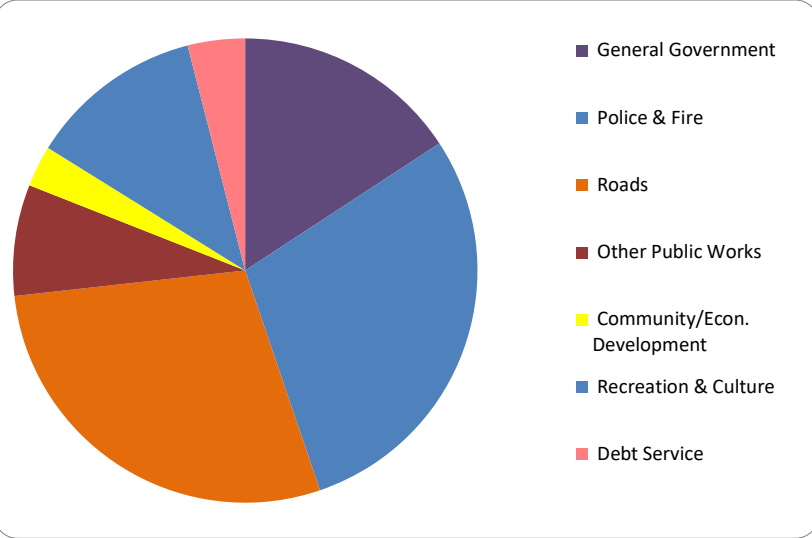
For more information on our unit's finances, contact Tammi Youngs at 269-679-4304.

**CITIZEN'S GUIDE TO LOCAL UNIT FINANCES - Village of Schoolcraft (39040)**

**EXPENDITURES**

**1. Where we spend our money (all governmental funds)**

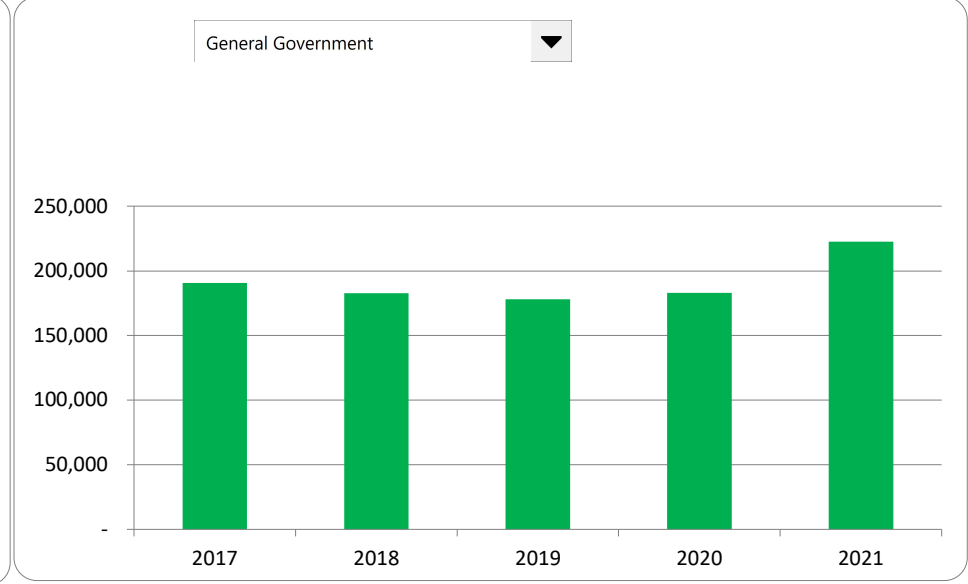
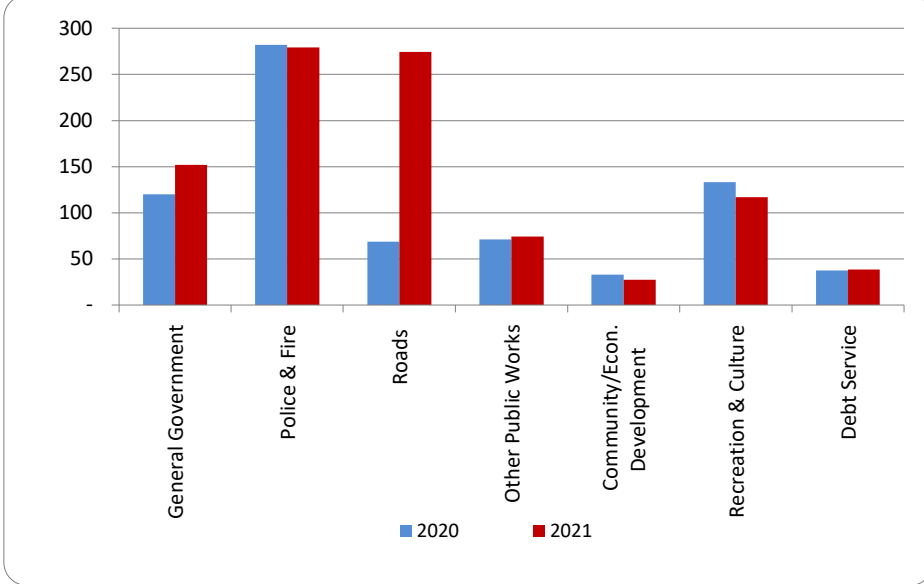
**2. Compared to the prior year**



	<u>2020</u>	<u>2021</u>	<u>% change</u>
General Government	\$ 183,047	\$ 222,639	21.63%
Police & Fire	429,733	409,392	-4.73%
Other Public Safety	-	-	N/A
Roads	104,810	401,888	283.44%
Other Public Works	108,615	109,139	0.48%
Health & Welfare	-	-	N/A
Community/Econ. Development	50,685	40,471	-20.15%
Recreation & Culture	203,230	171,414	-15.66%
Capital Outlay	-	-	N/A
Debt Service	57,510	56,501	-1.75%
Other Expenditures	-	-	N/A
<b>Total Expenditures</b>	<b><u>\$ 1,137,630</u></b>	<b><u>\$ 1,411,444</u></b>	<b>24.07%</b>

**3. Spending per capita - compared to the prior year**

**4. Historical trends of individual departments:**



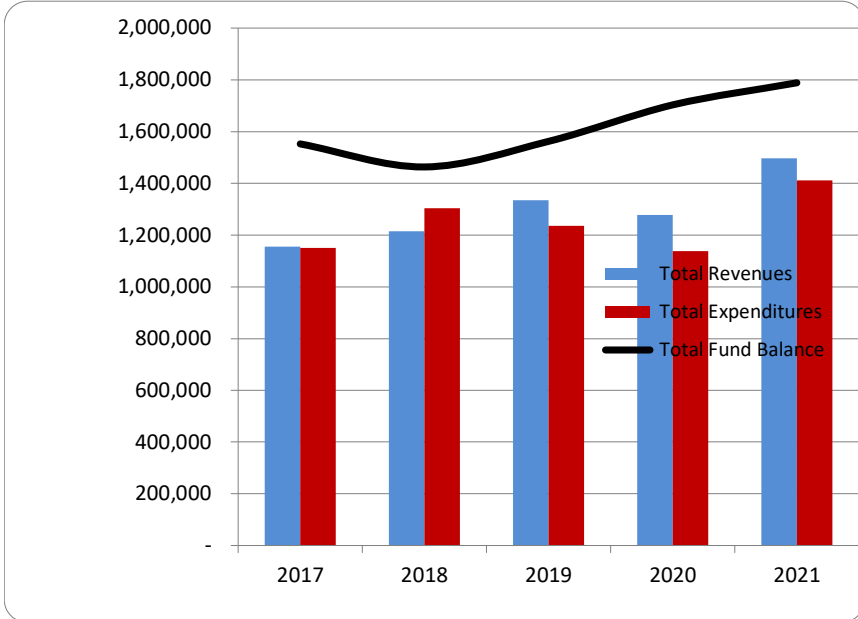
Commentary:

For more information on our unit's finances, contact Tammi Youngs at 269-679-4304.

**CITIZEN'S GUIDE TO LOCAL UNIT FINANCES - Village of Schoolcraft (39040)**

**FINANCIAL POSITION**

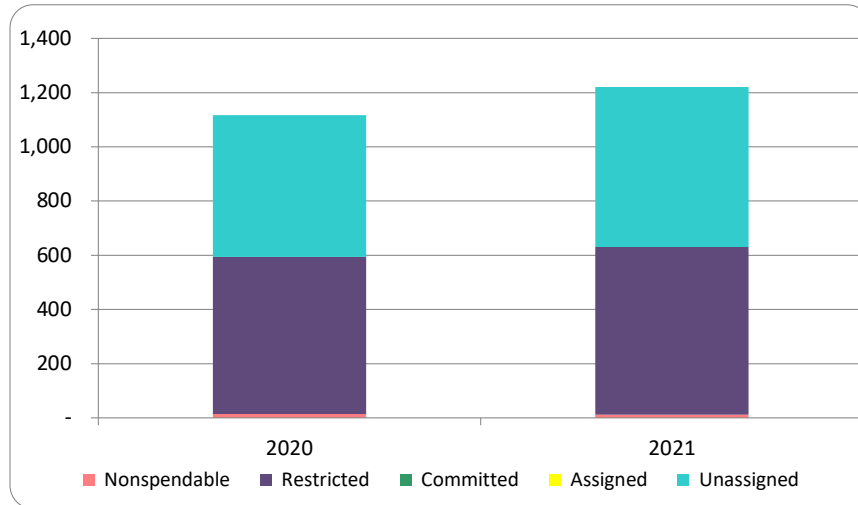
1. How have we managed our governmental fund resources (fund balance)?



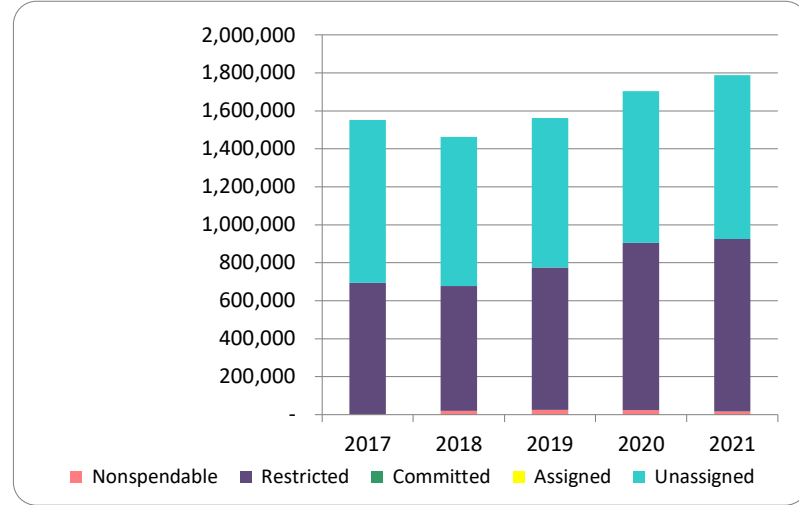
2. Compared to the prior year

	2020	2021	% change
Revenue	1,278,177	1,496,835	17.11%
Expenditures	1,137,630	1,411,444	24.07%
Surplus (shortfall)	140,547	85,391	-39.24%
Fund balance, by component:			
Nondspendable	22,438	17,739	-20.94%
Restricted	883,844	906,770	2.59%
Committed	-	-	N/A
Assigned	-	-	N/A
Unassigned	797,033	864,197	8.43%
total fund balance	1,703,315	1,788,706	5.01%

3. Fund balance per capita - compared to the prior year



4. Historical trends of individual components



Commentary:

For more information on our unit's finances, contact Tammi Youngs at 269-679-4304.



**CITIZEN'S GUIDE TO LOCAL UNIT FINANCES - Village of Schoolcraft (39040)**

**OTHER LONG TERM OBLIGATIONS**

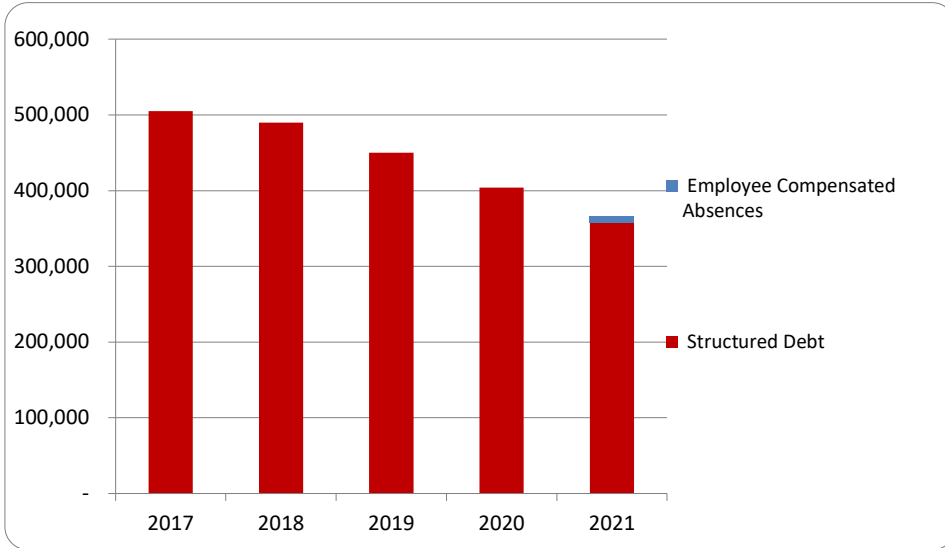
1. Pension funding status

2. Retiree Health care funding status

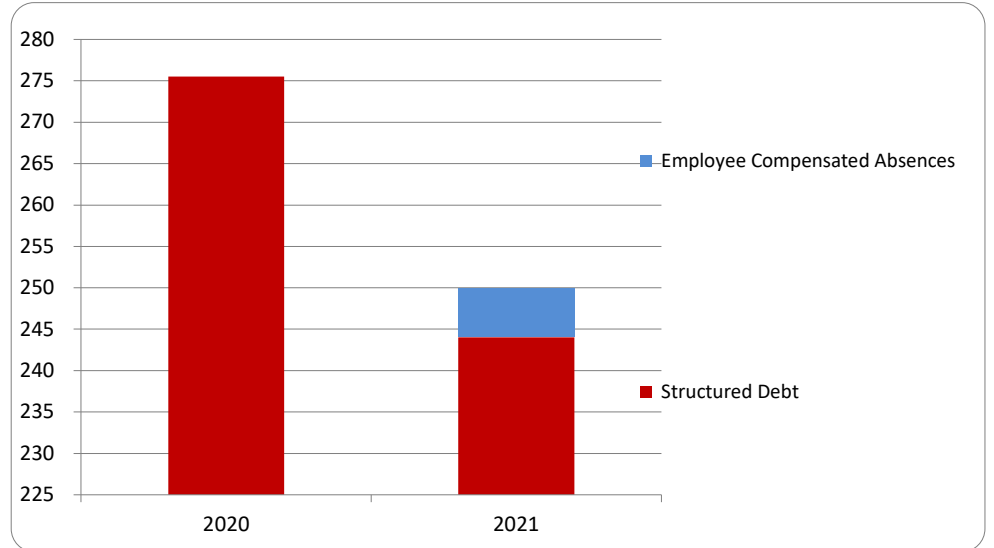
3. Percent funded - compared to the prior year



4. Long Term Debt obligations:



5. Debt & other long term obligations per capita - compared to the prior year



Commentary: the Village of Schoolcraft does not have any Pension or Retiree liabilities

For more information on our unit's finances, contact Tammi Youngs at 269-679-4304.