


CITIZEN'S GUIDE TO LOCAL UNIT FINANCES - SCHOOLCRAFT (39-3040)

REVENUES

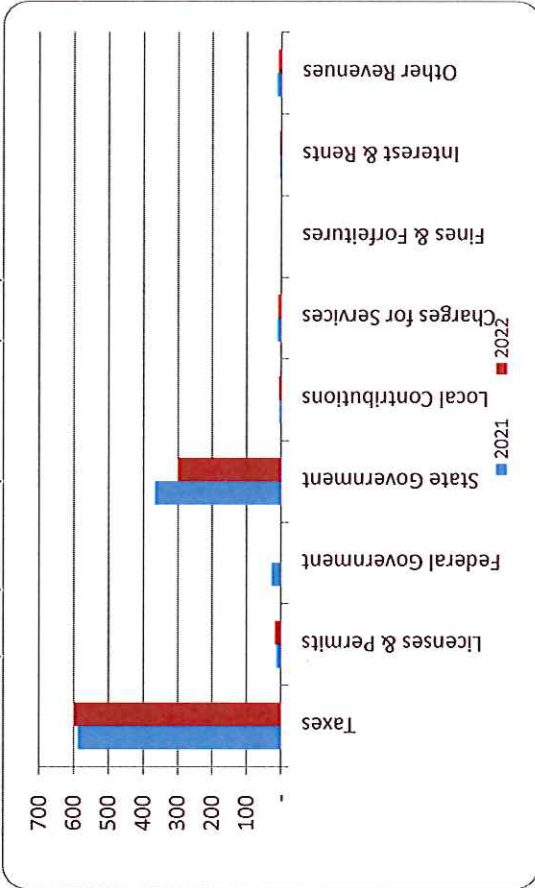
1. Where our money comes from (all governmental funds)



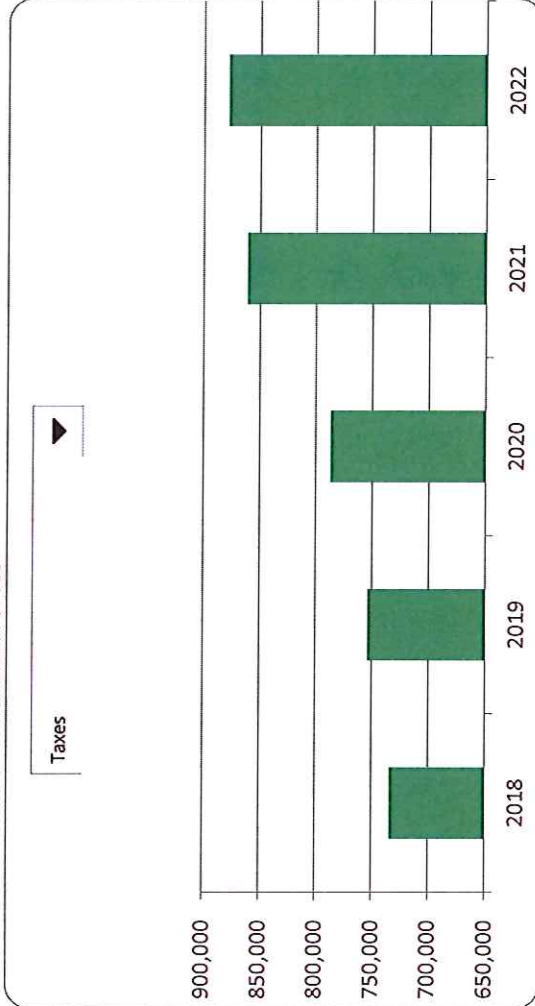
2. Compared to the prior year

	2021	2022	% change
Taxes	\$ 861,105	\$ 878,319	2.00%
Licenses & Permits	17,882	24,754	38.43%
Federal Government	39,854	-	-100.00%
State Government	534,702	440,545	-17.61%
Local Contributions	6,561	6,801	3.66%
Charges for Services	14,384	12,787	-11.10%
Fines & Forfeitures	64	99	54.69%
Interest & Rents	4,681	4,257	-9.06%
Other Revenues	17,602	13,210	-24.95%
Total Revenues	\$ 1,496,835	\$ 1,380,772	-7.75%

3. Revenue sources per capita - compared to the prior year



4. Historical trends of individual sources



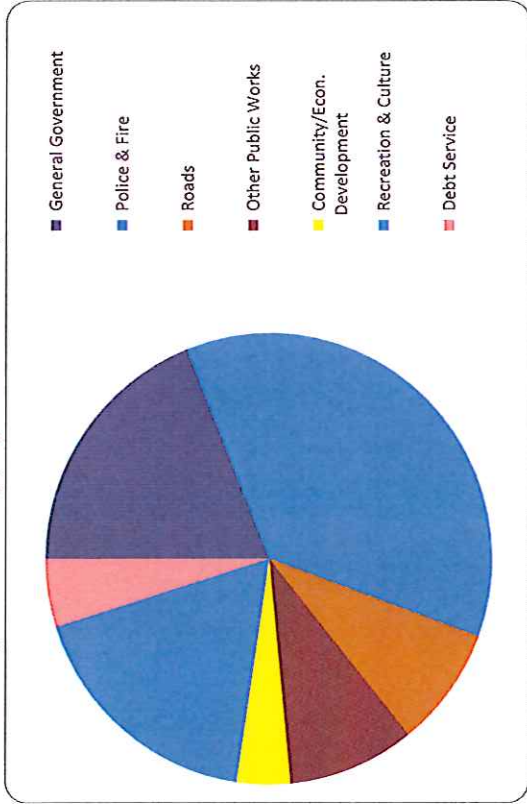
Commentary:

For more information on our unit's finances, contact Tammi Youngs at 269-679-4304.

CITIZEN'S GUIDE TO LOCAL UNIT FINANCES - SCHOOLCRAFT (39-3040)

EXPENDITURES


1. Where we spend our money (all governmental funds)



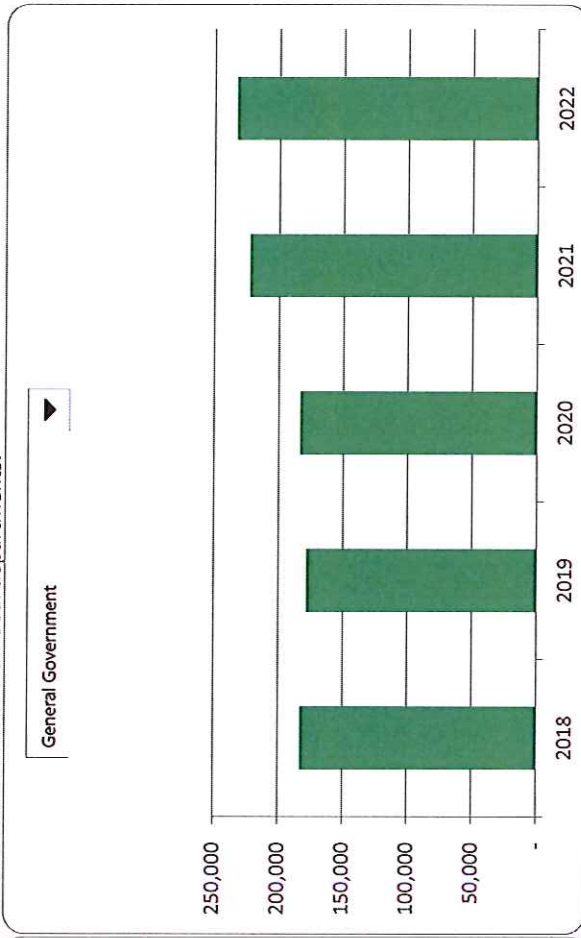
2. Compared to the prior year

	2021	2022	% change
General Government	\$ 222,639	\$ 233,075	4.69%
Police & Fire	409,392	451,860	10.37%
Roads	401,888	105,829	-73.67%
Other Public Works	109,139	113,790	4.26%
Community/Econ. Development	40,471	48,085	18.81%
Recreation & Culture	171,414	218,654	27.56%
Capital Outlay	-	-	N/A
Debt Service	56,501	60,507	7.09%
Other Expenditures	-	-	N/A
Total Expenditures	\$ 1,411,444	\$ 1,231,800	-12.73%

3. Spending per capita - compared to the prior year



4. Historical trends of individual departments:

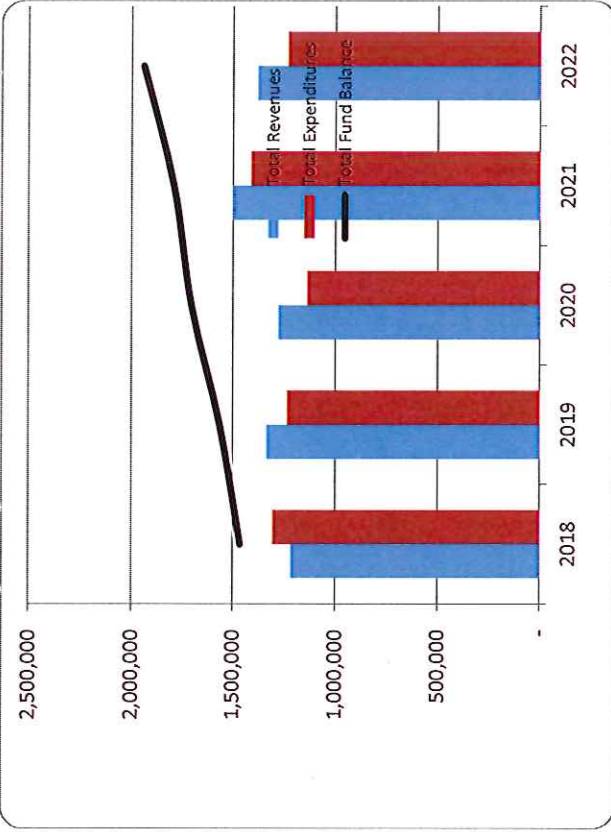


Commentary:

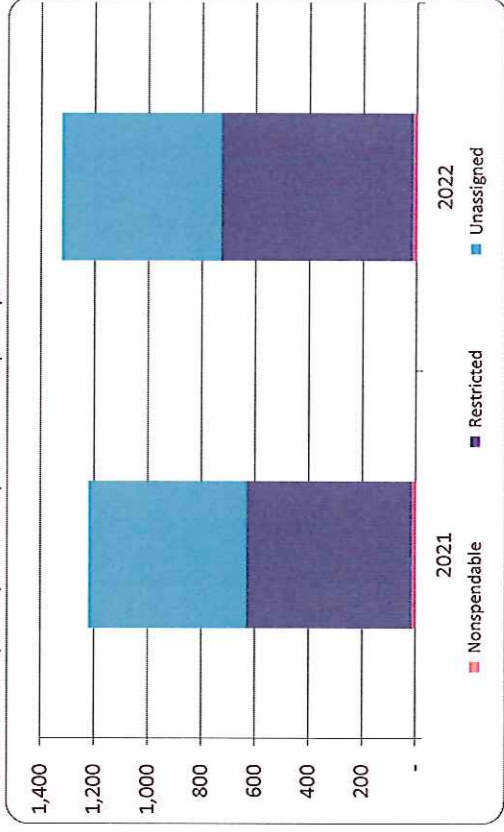
For more information on our unit's finances, contact Tammi Youngs at 269-679-4304.

CITIZEN'S GUIDE TO LOCAL UNIT FINANCES - SCHOOLCRAFT (39-3040)

1. How have we managed our governmental fund resources (fund balance)?



3. Fund balance per capita - compared to the prior year



Commentary:

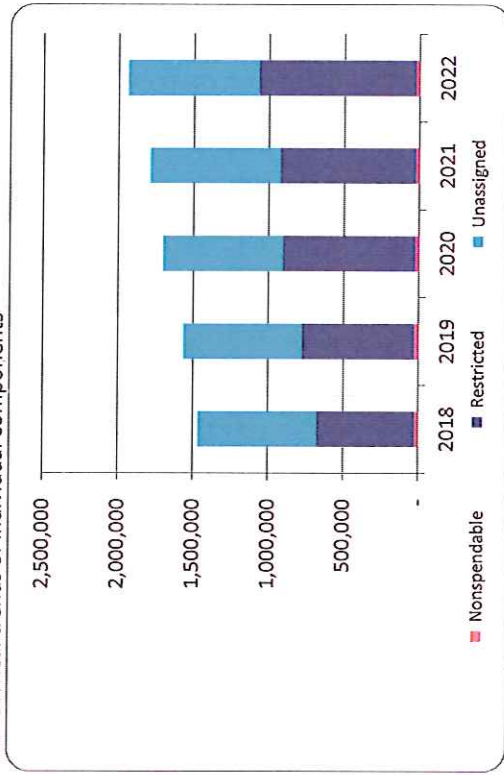
For more information on our unit's finances, contact Tammi Youngs at 269-679-4304.

FINANCIAL POSITION

2. Compared to the prior year

	2021	2022	% change
Revenue	1,496,835	1,380,772	-7.75%
Expenditures	1,411,444	1,231,800	-12.73%
Surplus (shortfall)	85,391	148,972	74.46%
Fund balance, by component:			
Nonspendable	17,739	18,850	6.26%
Restricted	906,770	1,050,367	15.84%
Committed	-	-	N/A
Assigned	-	-	N/A
Unassigned	864,197	869,517	0.62%
total fund balance	1,788,706	1,938,734	8.39%

4. Historical trends of individual components






CITIZEN'S GUIDE TO LOCAL UNIT FINANCES - SCHOOLCRAFT (39-3040)

OTHER LONG TERM OBLIGATIONS

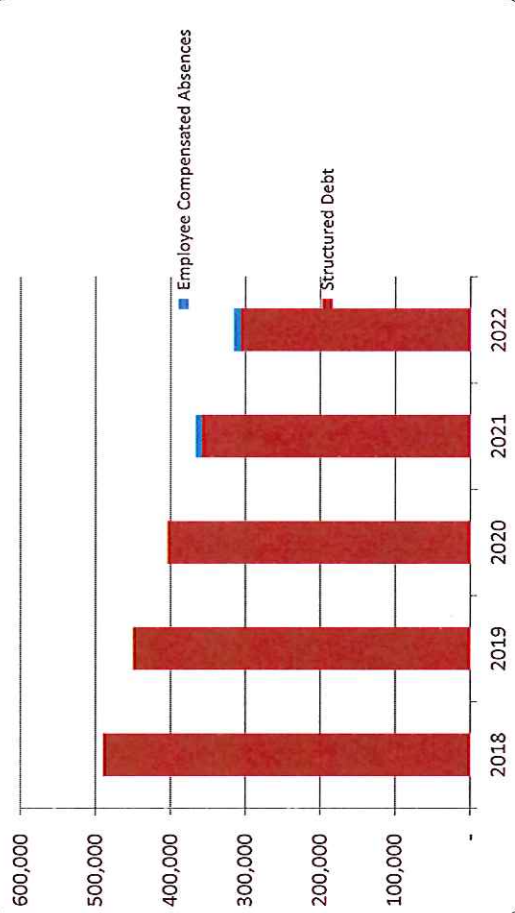
1. Pension funding status

2. Retiree Health care funding status

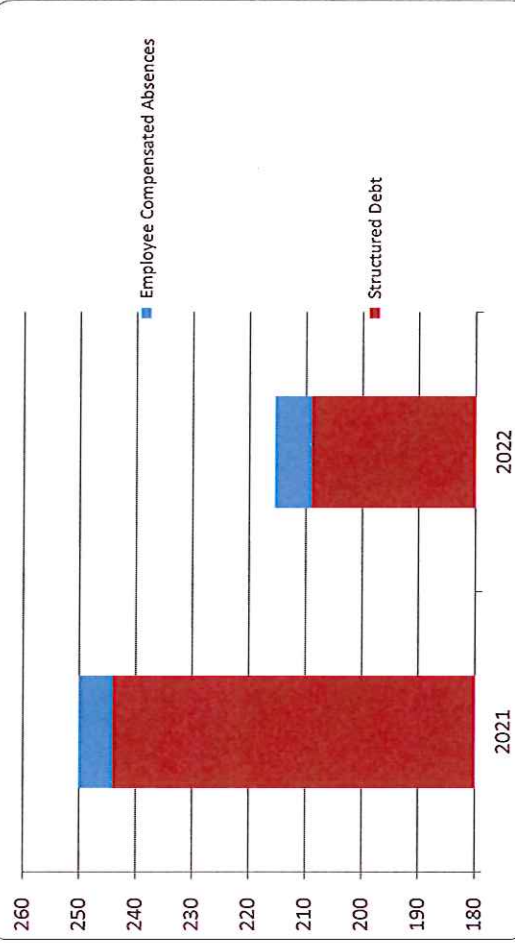
3. Percent funded - compared to the prior year



4. Long Term Debt obligations:



5. Debt & other long term obligations per capita - compared to the prior year



Commentary: The Village has no unfunded pension or OPEB liabilities

For more information on our unit's finances, contact Tammi Youngs at 269-679-4304.