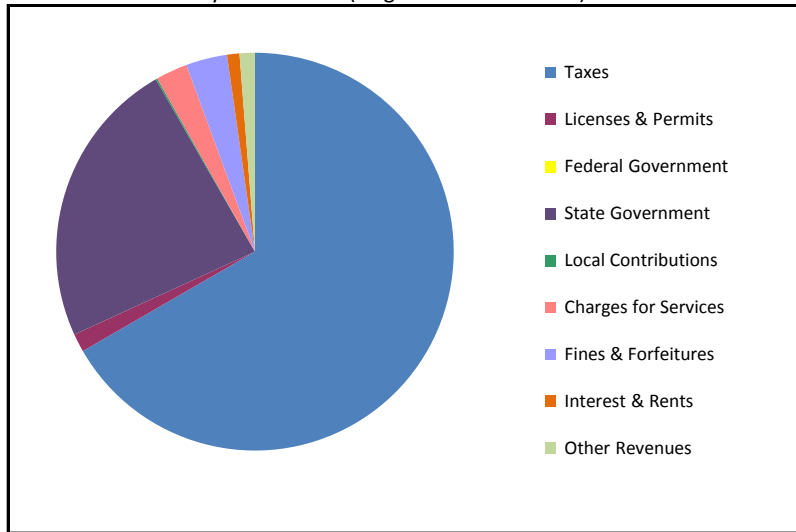


CITIZENS' GUIDE TO LOCAL UNIT FINANCES - Schoolcraft - Kalamazoo

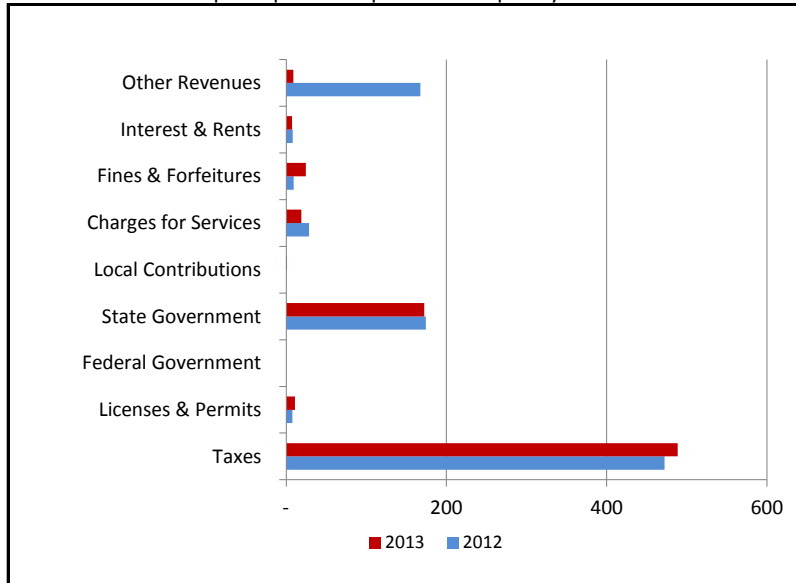
1. Where our money comes from (all governmental funds)



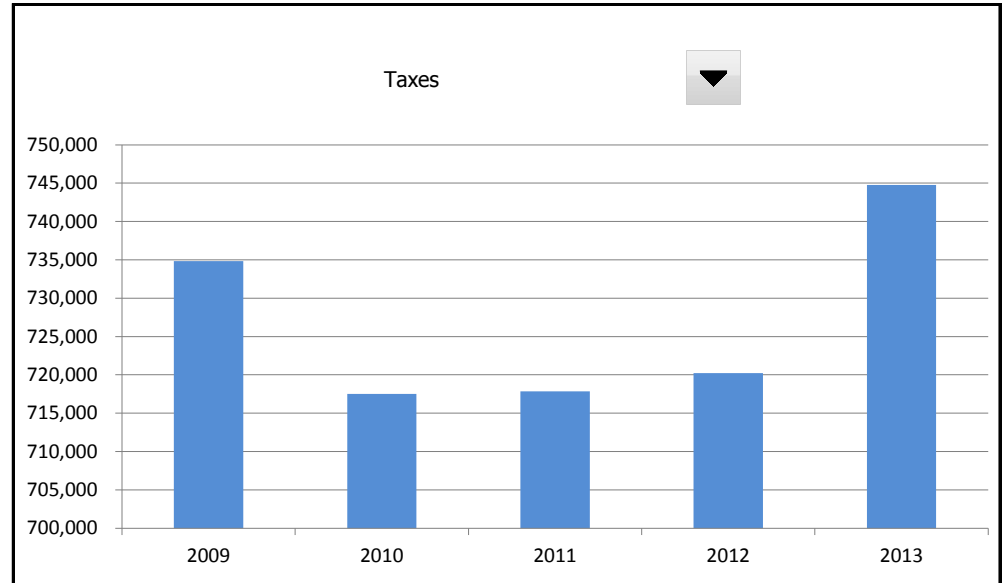
2. Compared to the prior year

	2012	2013	Change
Taxes	\$ 720,214	\$ 744,777	3.41%
Licenses & Permits	11,617	16,590	42.81%
Federal Government	-	-	N/A
State Government	265,524	262,953	-0.97%
Local Contributions	-	1,505	N/A
Charges for Services	43,371	28,744	-33.73%
Fines & Forfeitures	14,085	37,506	166.28%
Interest & Rents	12,568	11,237	-10.59%
Other Revenues	255,409	13,892	-94.56%
Total Revenues	\$ 1,322,788	\$ 1,117,204	-15.54%

3. Revenue sources per capita - compared to the prior year



4. Historical trends of individual sources

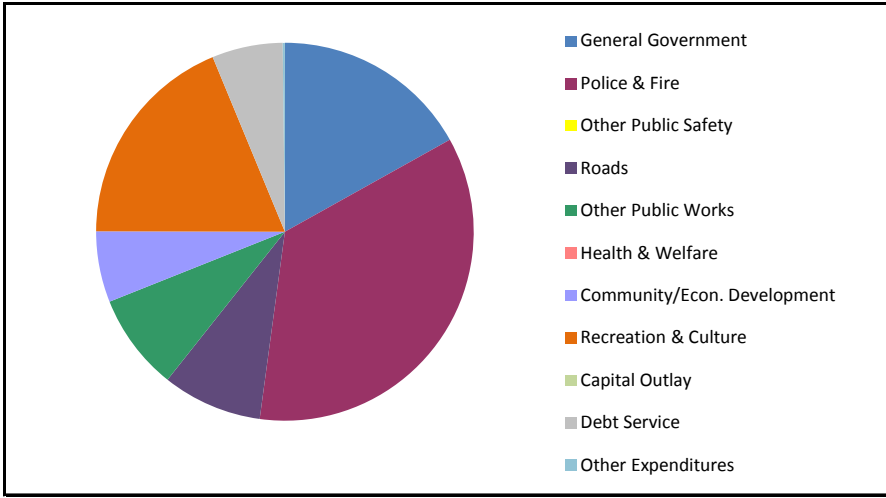


Commentary:

For more information on our unit's finances, contact [at](#) .

CITIZENS' GUIDE TO LOCAL UNIT FINANCES - Schoolcraft - Kalamazoo

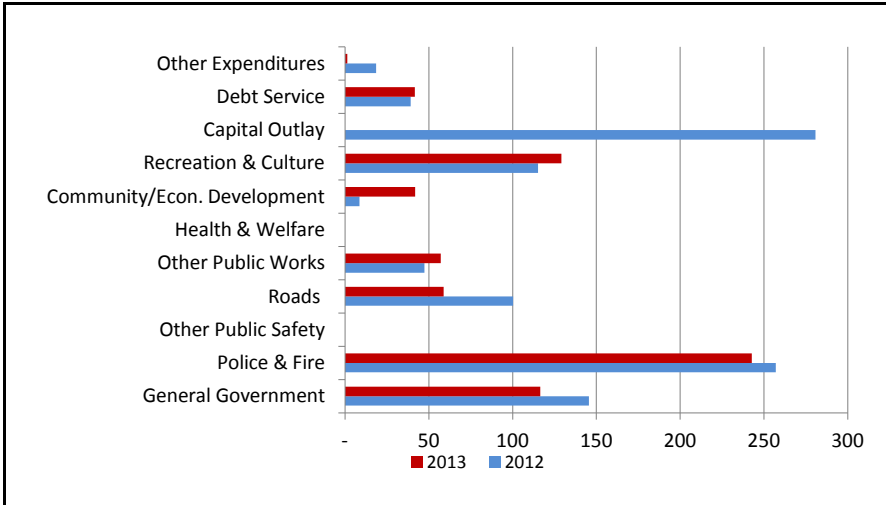
1. Where we spend our money (all governmental funds)



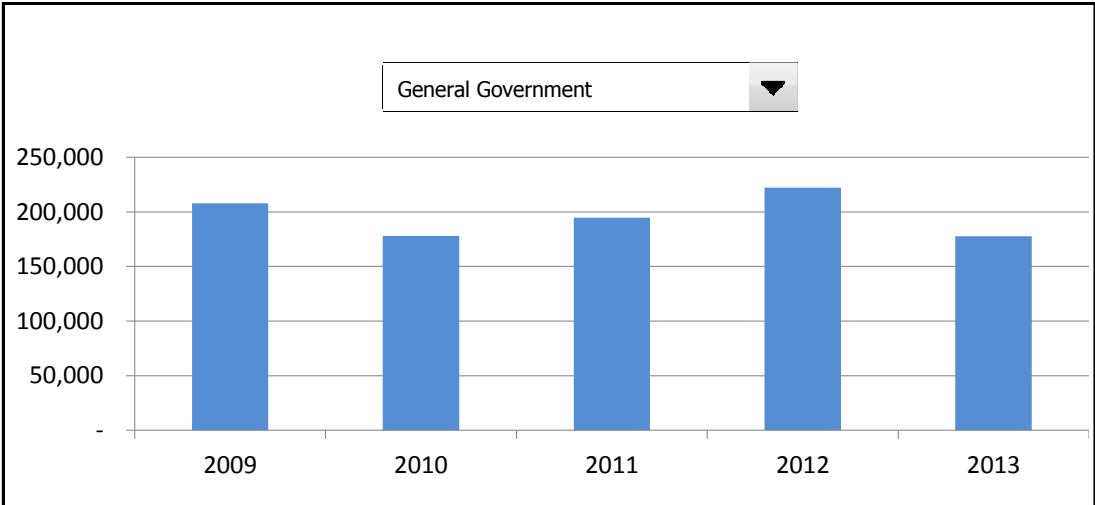
2. Compared to the prior year

	2012	2013	Change
General Government	\$ 222,079	\$ 177,633	-20.01%
Police & Fire	392,059	370,320	-5.54%
Other Public Safety	-	-	N/A
Roads	153,035	89,751	-41.35%
Other Public Works	72,374	87,104	20.35%
Health & Welfare	-	-	N/A
Community/Econ. Development	13,050	63,846	389.24%
Recreation & Culture	175,609	196,791	12.06%
Capital Outlay	428,187	-	-100.00%
Debt Service	59,590	63,590	6.71%
Other Expenditures	28,388	2,006	-92.93%
Total Expenditures	\$ 1,544,371	\$ 1,051,041	-31.94%

3. Spending per capita - compared to the prior year



4. Historical trends of individual departments:

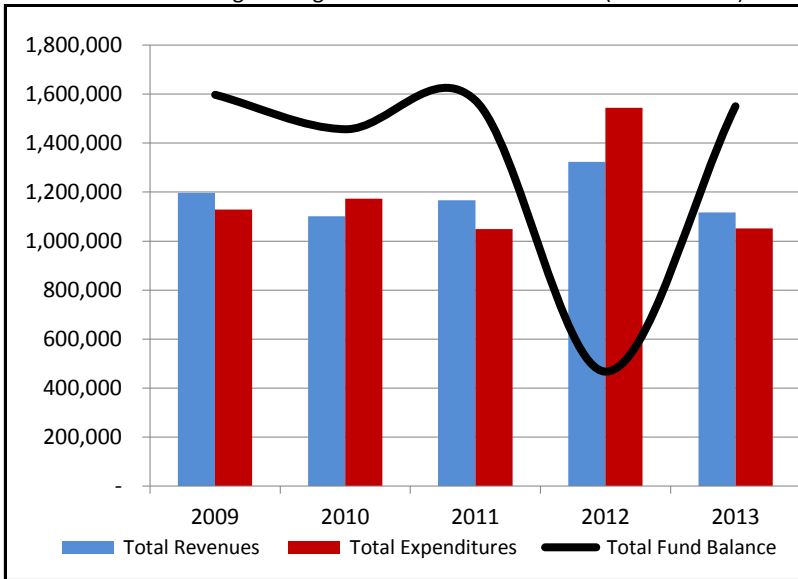


Commentary:

For more information on our unit's finances, contact [\[redacted\]](#) at [\[redacted\]](#).

CITIZENS' GUIDE TO LOCAL UNIT FINANCES - Schoolcraft - Kalamazoo

1. How have we managed our governmental fund resources (fund balance)

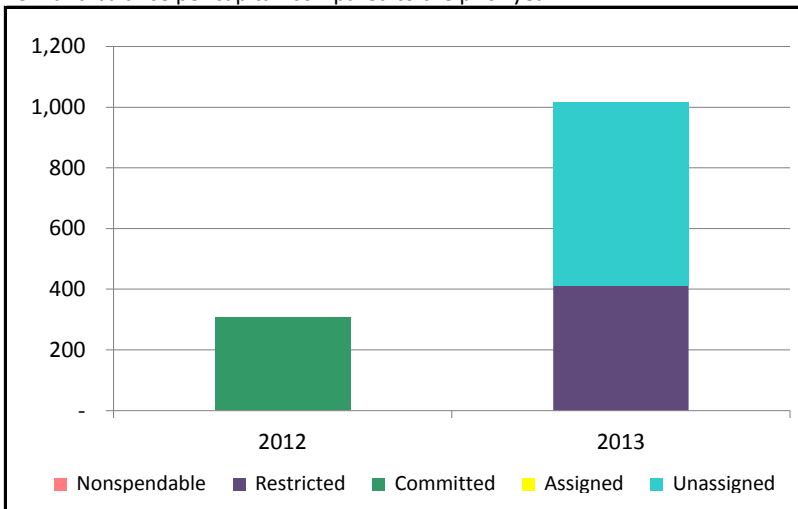


2. Compared to the prior year

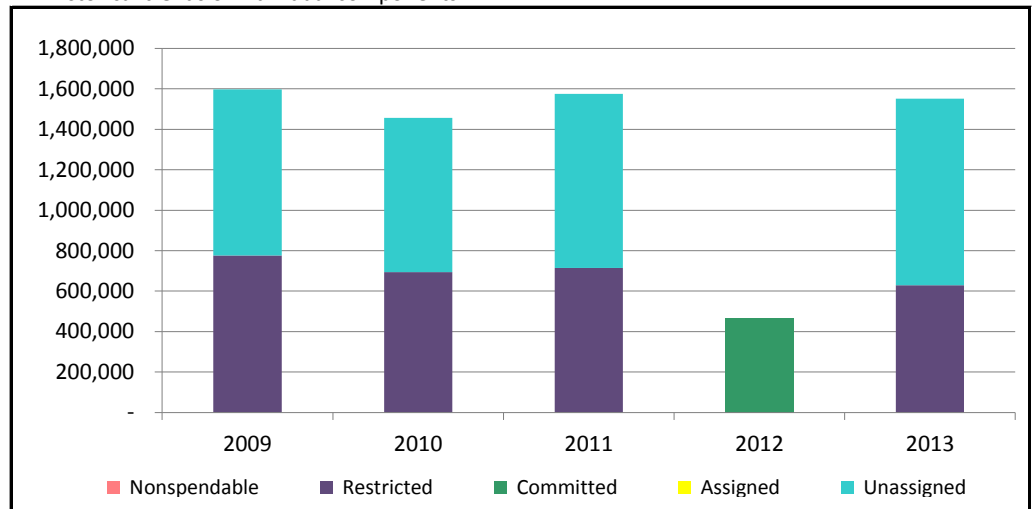
Statement Balance	2012	2013	Change
Revenues	\$ 1,322,788	\$ 1,117,204	-15.54%
Expenditures	1,544,371	1,051,041	-31.94%
Surplus (Shortfall)	\$ (221,583)	\$ 66,163	-129.86%

Fund balance	2012	2013	Change
Nonspendable	\$ -	\$ -	N/A
Restricted	1,644	628,413	38124.64%
Committed	465,386	-	-100.00%
Assigned	-	-	N/A
Unassigned	-	922,221	N/A
Total Fund Balance	\$ 467,030	\$ 1,550,634	232.02%

3. Fund balance per capita - compared to the prior year



4. Historical trends of individual components




Commentary:


For more information on our unit's finances, contact at .

CITIZENS' GUIDE TO LOCAL UNIT FINANCES - Schoolcraft - Kalamazoo


1. Pension funding status



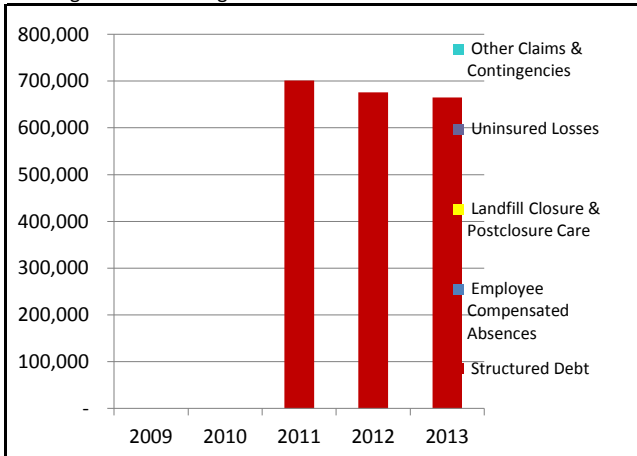
2. Retiree Health care funding status



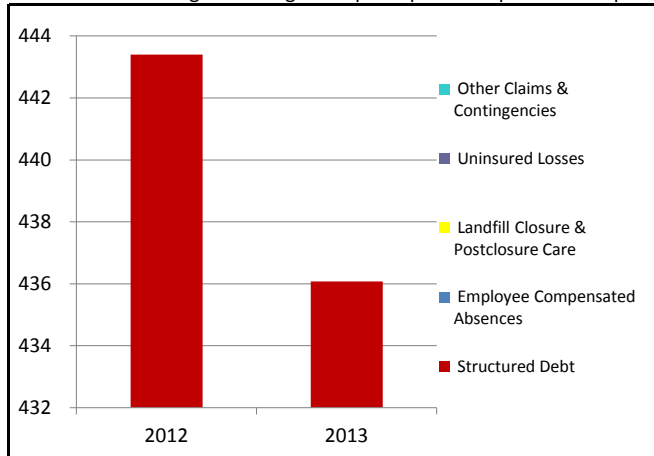
3. Percent funded - compared to the prior year



4. Long Term Debt obligations:



5. Debt & other long term obligations per capita - compared to the prior year



Commentary:

For more information on our unit's finances, contact at .

Chart data for charts 1, 2, 3, 4 & 5 are located to the right

This sheet has been protected with no password; Commentary field has been left unlocked